

Flashback Pheasant Tail

List of materials

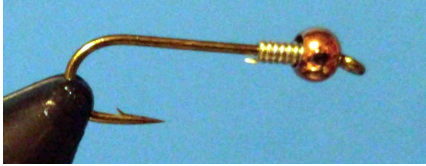


HOOK: straight shank hook size #10, #12, #14, #16.

THREAD: UTC 70 dark brown or color of your choice.

BODY: Pheasant Tail, thin wire, pearl flash strip, peacock herl.


ADDITIONAL MATERIALS: Copper color bead, lead-free wire.

Steps


	<p>Put the bead on the hook with the large end facing the back. Wrap a small amount of lead-free wire behind the bead and push into the large opening of the bead.</p>
	<p>Start the thread behind the lead-free wire. Wrap to the back of the hook and over the lead-free wire, securing it in place. Tie in a piece of thin wire on the side of the hook facing you.</p>
	<p>Select half a dozen pheasant fibers from the stiff end of the feather. Tie them in with the tips extending out the back of the hook. The length should be about $\frac{1}{3}$ the length of the hook. Do one or two wraps of thread behind the fibers.</p>




Pull the fibers away from you and secure them with one or two wraps of thread. Tie a piece of clear, reflective materials on the back of the hook.



Wrap the butt ends of the pheasant tail fibers around the hook, working your way towards the front. Use your finger to hold the fibers in place so they don't unwrap on you.




Tie the fibers off about $\frac{1}{3}$ of the hook shank behind the bead. Fold the clear flash forward and tie in at the same place.




Wrap the wire forward, in the opposite direction that you wrapped the feather fibers. Tie in at the same place as the flash.



Fold the flash strip backward and secure it with one or two wraps of thread.




Tie in an even number of pheasant tail fibers with the tips facing forward this time. The feather should only extend past the front of the hook about an equal amount as what you tied for the back. Tie the fibers back about $\frac{1}{3}$ the length of the hook. This should be the tie-off point of the last materials.




Tie in a strand of peacock herl by the tip. Wrap the herl forward covering the front $\frac{1}{3}$ of the hook.



Use your thumbnail to push the fiber tips backward.



Pull the butt-end of the feather fibers forward, splitting the tips in half. Pull the flash strip forward and tie it right behind the bead.



Tie off the thread or whip finish the fly.